

Sta Kill Deodoriser


Jangro

When dosing concentrate chemicals always use the recommended PPE, and always read the labels to check best practice for handling both the undiluted & ready to use solutions.

Product Usage Guide

PREMIUM

BA230-5



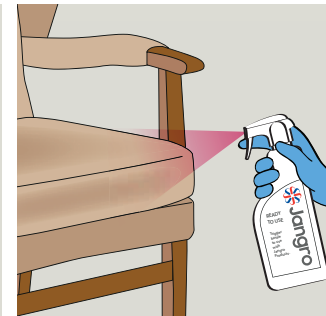
Spray Odour Removal




1 Use appropriate PPE as indicated in the Safety Data Sheet and place Safety Signs.




2 Dilute 120ml of chemical per 600ml of water in a trigger bottle.



3 Spray affected areas with a fine mist.



4 Allow to air dry.

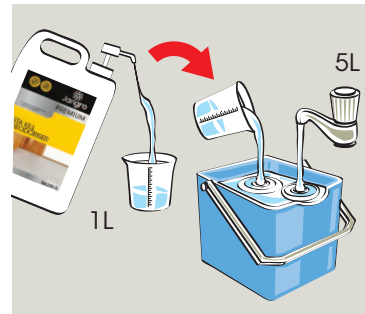


5 Remove Safety Signs.

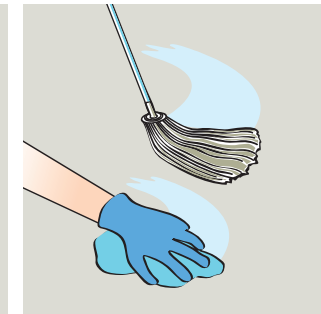
Floors & Work Surfaces




1 Use appropriate PPE as indicated in the Safety Data Sheet and place Safety Signs.



2 Dilute 1 litre of product per 5 litres of water into a bucket.



3 Mop/wipe surface.



4 Allow to air dry.



5 Remove Safety Signs.

Health & Safety

Please refer to relevant COSHH Safety Data Sheet



Scan for further product details



Avoid contact with polished wood. Treatment of sheer fabrics should be complete and in the fine mist form only to avoid water marking.

www.jangro.net